



Uniclass L532/32:P511	EPIC E411:X52/3
C/SfB 43	Hi3

The Responsible Choice for Wood Flooring

The Wood Flooring Reference Guide
for Architects, Designers & Contractors



For more information call 01666 504015 or visit www.thesolidwoodflooringcompany.com



Wood Book Sections

Index.....	3
How we work.....	5
Architects choice.....	7
Value engineering and meeting your budgetary requirements.....	8
The sustainable choice.....	9
Large developments.....	10
Some of our largest residential developments.....	11
Society of British and International Design.....	12
The Designers choice.....	13
The Contractors choice.....	15
The natural choice.....	16
The quality choice.....	17
The durable choice.....	18
Solid wood flooring checklist.....	19
Manufacturing quality FSC® and PEFCT™ certified flooring.....	20
How we work closely with designers - a case study.....	21
Underfloor heating.....	22

Product detail pages are set out below.

Each product has a unique code.

We have a different grading system
for White Oak, European Oak and our
Premium European Oak.

Light Natural Oak Floors.....	24
White Finished Oak Floors.....	28
Dark Oak Floors.....	30
Canadian Hard Maple Flooring.....	35
Antique and Heritage Oak Floors.....	36
Bamboo Flooring.....	38
American Black Walnut Flooring.....	39
Premium European Oak.....	42
Wall Panelling.....	43
Fumed Oak Floors.....	44
Unfinished Wood Floors.....	46
Parquet Wood Floors.....	49
Parquet Panel Wood Floors.....	56
Blanchon Coloured Oils Finishes.....	58
End Grain Oak Flooring.....	60

Product picture colours are for illustrative purposes
only and do not accurately reflect the true colour.

Please call for free samples 01666 504015.



Bubba Gump Restaurant, London. Bankari Oil on Antique UF E109



HOW WE WORK

“The unique concept for wood flooring”

As experts in our field, we frequently manufacture to very specific design briefs, allowing us to create bespoke products to exact specifications on structure, finish, and budgetary constraints.

From concept and design through to final installation, we work alongside architects, designers, contractors, and clients to achieve engineered wood flooring entirely unique in appearance, treatment, colour, and finish. A great deal of our flooring was conceptualised in a designers' studio and manufactured to their exacting standards, providing them with the freedom to design interiors that are bold and imaginative, and us the benefit of consistently staying ahead of current design trends.

Bespoke wood flooring is the solution for any designer looking to create exclusive interiors, and by providing uniquely manufactured flooring for a large number of prestigious developments across the world we have secured a reputation as one of the leading companies in our field.

By manufacturing our own wood flooring and working closely with the factories that produce it, we are proud to be able to directly manage the supply chain from procurement to delivery. This not only enables us to keep sustainability at the forefront of our business but also allows us to develop treatments for our products that are exclusive to us and unsurpassed in the current market.

We pride ourselves on being innovative, creative, and flexible in every step of the manufacturing process, and understand the level of attention to detail required for each individual project we are involved in. Our hands-on management of the manufacturing process allows us the freedom to carry out months of tests to achieve exactly the depth of colour envisaged by our clients, and the flexibility to continue these tests until expectations are met.

We want our flooring to be the first thing that people notice when entering a property, and the processes behind creating such high-quality products reflect this.



South Bank Tower, London. One of the many developments where we have worked effectively alongside designers and architects to create and manufacture a bespoke wood flooring



Above: E302 Prime Natural Light Oak details page 26

Below: E308 Antique Natural Oak details page 38



THE ARCHITECT'S CHOICE

Let us help you by producing NBS specification documents for any of our floors

In the demanding world of interior design, clients have high expectations and projects have short lead-times. Our business is specifically designed for this type of market, and our breadth of experience allows us to manufacture our flooring with this in mind.

Our range of products is one of the most extensive in the UK, so there are numerous options available when it comes to specifying our flooring for a project and requesting samples. We supply samples in individual pieces as well as boxing up a collection tailored to your individual project, and will deliver larger panels to your office for larger projects, so you'll always have materials to present to clients and add to your own sample library.

We also have a permanent display in The Building Centre, London, where a large number of our products are set up for your convenience. We understand that getting an idea of what a Chevron Parquet flooring will look like as a completed product is difficult with just an individual sample to reference, so our display in The Building Centre allows Architects, Designers, and the public to view our boards as they will appear once fitted.

Despite our vast range of products, we frequently find that our clients require a bespoke alternative in order to achieve their desired floor. While it's sometimes the case that our range of unfinished boards provide the freedom to create a unique flooring with a finish of your choice, creating completely new boards is never a problem. We can manufacture an entirely new product to your specific design, provided it meets the minimum area requirement. A large number of our products evolved from designer specifications, where we have been asked to manufacture a specific wooden floor to a specific design brief whilst guaranteeing quality and remaining within time and budgetary constraints.

Because of this flexibility, we have worked alongside some of the UK's most prestigious house builders and property developers. With no middlemen, low overheads, and over 40 years of combined experience in the construction and refurbishment industry, we are able to complete our commitment to a project to the

standard that you and your clients expect while also maintaining the best prices in the market for the quality of wood flooring available.

We enjoy what we do, and this is reflected in the quality of our service and our products. Achieving a high-quality finished product often depends on selecting the best materials available, which takes dedication and a great deal of expertise.

For any additional advice or to talk to one of our team about specifying for a project, please call our office on 01666 504015 or email info@thesolidwoodflooringcompany.com

Architectural and Designer Clients include;

Allies and Morrison Architects; Archer Humphries Associates; Goddard Littlefair; Grid Architects; KPF Architects; EPR Architects; Waugh Thisleton; Make Architects; Roger Stirk Harbour + Partners; Michaelis Boyd; Adamson Associates and many others.

Clients include:

Berkeley Homes (various group companies such as St James); Canary Wharf Group; Great Portland Estates; Howard De Walden Estates; Manhattan Loft Company.

Notable Development sites:

Holland Green 3 residential blocks for private client; Holy Trinity Church, Finchley Road; Spitbank Fort in the Solent; Hilton Hotels at Heathrow; 8 of the Riverlight Blocks for St James 9 Elms Battersea; Prince of Wales Gardens for St James; The Place Hotel Manchester

Museums:

Royal Albert Museum Exeter; Jorvik Viking Museum York; Science Museum Library Kensington.

Others:

Restaurant chains, Volvo Showrooms, Night Clubs, Pubs and Bars, Private Members clubs to mention but a few. See our inspiration gallery and case studies on the web site for the latest developments.

VALUE ENGINEERING

Helping You Meet Budgetary Requirements



As manufacturers with over 40 years of industry experience we have developed our company to help you meet the requirements of your project while remaining within budget. For decades, we have worked closely with architects, designers, and contractors on projects around the world, helping us to refine our production processes, meaning that through careful planning and intelligent manufacturing we can significantly cut costs and save you money.

Stock Volumes: We continually monitor stock levels, and warehouse large amounts of stock of our most popular wood flooring. This means that you can not only receive your flooring from us within 3 working days of receipt of payment, but also feel safe in the knowledge that, should additional flooring be required, we can deliver to site just as quickly, saving the expense of running over site completion dates. Our experienced technical staff will advise as to current stock levels on request, streamlining and adding transparency to the process.

Pre-Finished Wood Flooring: We have a vast selection of pre-finished engineered boards in our range, ready to lay on site immediately with the exception of sites with underfloor heating. Factory-finished with a high-quality oil or industrial-strength lacquer, a pre-finished floor is a popular choice simply because of the time and money saved once the board is on site. Unlike unfinished boards, a pre-finished floor can be put into use almost immediately, with fully-bonded floors needing only 24hrs to be traffic-ready.

If you're specifying for a large area - over 500m² - we can manufacture pre-finished boards for you. Whether they're already in our range or you're looking for something entirely unique, value engineering makes both options straight-forward and affordable.

Top-Layers: With hardwood top-layers of 3mm, 4mm, and 6mm, our engineered boards give you the freedom

to work within your budget, as the thinner the top-layer the more budget-friendly the board. Regardless of this, all of our products are manufactured to the same exacting standards. Once fitted, a thinner top layer is an unnoticeable way of staying on budget.


Base-Layer Construction Types: There are three main types of construction with engineered flooring. Cross-Ply provides an extremely stable base for your top-layer, with either 7 or 9 layers of ply each laid perpendicular to the other for minimal movement. '3 Layer' Construction uses Poplar in the middle and bottom layer, which is a low-cost hardwood material that delivers a stable middle and base-layer. Sandwich Construction generally uses Oak as a top, middle, and base layer. The grains run opposite to each other to minimise movement and provide maximum stability.

Each of these construction types are suitable for underfloor heating, provided they are acclimatised correctly, and are produced to our exacting standards. Our base-layers pass through the same quality-control processes as the rest of our raw materials, meaning that every element of our wood flooring is of a superior standard to similarly-priced items in the wider market.

Please see below for examples of these construction options and take a look at the Technical Library on our website to find articles discussing Engineered Flooring and its benefits over Solid boards.



Multi layer plywood base



3 layer with poplar base



Sandwich 100% oak base

THE SUSTAINABLE CHOICE



The Solid Wood Flooring Company has made it policy to only source from well-managed forests and be responsible to not only the environment but to our clients, staff, and contractors as well.

We deal exclusively with responsibly-managed forests when purchasing our raw materials, and ensure that our manufacturing cycle is environmentally conscious from start to finish. The life cycles of the trees in these forests are over 150 years. This ensures that only mature trees are felled each year, leaving younger trees the space and time to grow and allowing new trees to be planted.

The USA has always had a Sustainable Forest Initiative, borne out of its historic use of timber in house building and flooring. There is a strict regulatory framework enforcing good forestry practice throughout the US and throughout Canada, which is where our American White Oak, American Black Walnut, and Canadian Maple are sourced. More new trees are planted than

harvested every year in all the forests that we use for our materials, making our flooring truly sustainable.


To keep ahead of the sustainability curve, we have incorporated the use of off-cuts from our Oak and Walnut boards into the manufacturing of our Sandwich Construction base-layers and Fine Line flooring. Some wastage is a normal part of the manufacturing process, but by 'upcycling' the high-quality materials that are wasted we have been able to create new products and integral components to our flooring in an economical and environmentally minded fashion.

We are FSC® certified and have a PEFC™ certificate. This means that there is a traceable and transparent chain of custody for all of our wood flooring. As committed members of the Timber Trade Federation we implement their 'Environmental Code of Practice' and 'Responsible Purchasing Policy' (RPP) in each stage of our manufacturing process. The RPP in particular is a poignant issue in the timber industry today, as it will ensure that all forests will eventually become entirely sustainable.

Following this policy means that for every tree harvested, at least three more are replanted. Sustainability is an investment, and one we are wholly committed to making. A properly-managed forest will only select the best timber, meaning that flooring from a sustainable source will be of fundamentally superior quality.



Wood flooring is our only renewable choice. Plastics come from fossil fuels whilst other forms of flooring can harm our environment with the energy required for their production.



Wood is a natural product that grows in abundance and is one of the few truly sustainable building materials we have. Properly managed, a forest can supply wood indefinitely whilst being part of a rich and varied ecological environment for wildlife.

LARGE DEVELOPMENTS, SUPPLY CHAIN AND LOGISTICS

Architects, Designers, and Developers choose us because they know we understand all the requirements of trouble-free quality installations completed on time. We also have the ability to “value engineer”, some examples of this are in the designer section of this wood floor book. All of our supplies are either FSC® or PEFC™ certified and comply with EUTR regulations.

Supply Chain Management

Large commercial and residential developments like South Bank Tower, South Bank Place, Roman House (Berkeley Homes), Riverlight for St James, High End residential blocks in High Street Kensington, and Museums require careful planning and co-ordination. A large number of disciplines are needed to complete such complex projects these days, with strict budget parameters and client expectations. These projects often have specific demanding client requirements with short lead times. It takes a wealth of experience to deliver quality products on time allowing for variances in the programme. We hold extensive stock in our south east warehouse to ensure we are able to supply any extra wood flooring if required.

With the skills, tools, and transport to complete any given assignment, we are sure we can offer both you and your clients the level of service and commitment you have come to expect.

Calcium Sulphate Based Screeds

Many large projects will use anhydrite type screeds and it is imperative that these are understood. After extensive research, we have produced a technical document with Sika, who produce adhesives and sealants, and Gypsol, who manufacture these screeds. Please visit the website to find a copy or call **01666 504015** for more information and your own copy of the report.



SOME OF OUR LARGEST RESIDENTIAL DEVELOPMENTS

Below is a list of some of the developers and Tower Blocks we have supplied in the past, or where we have been specified and have completed marketing suites:

Wood Wharf Development (opposite)

South Bank Place for Canary Wharf Group

Newfoundland Tower for Canary Wharf Group

Greenwich Peninsular

River light for Berkeley Homes

Roman House for Berkeley Homes

Kidbrook for Berkeley Homes

City Road for Berkeley Homes

Plus a lot of smaller developments for Berkeley Homes.

Strand East Queen Elizabeth Olympic Park

Rathbone Square for Great Portland Estates

Manhattan Loft Gardens Stratford International
(shown below.)



Because of our expertise and experience including extremely competitive pricing, we are continually working with Architects and Interior Designers developing new products for new developments. You can see all the latest additions on our website, including Hotels, Museums, Restaurant Chains, Retail outlets, and Commercial.



“Our objective is to promote the profession of interior design at the highest level of competence” - SBID

We have joined the Society of British and International Design and are delighted to join this global design network, as an accredited industry-partner in manufacturing wood floors of distinction. The Society of British and International Design is the UK based standard-bearer organisation for the accreditation of professional interior designers, product suppliers, and educational institutions. They work to strengthen the profession of interior design and the commercial success of their members.



Our professional ethos of manufacturing unique hardwood flooring products with the best managed forest timber products sits perfectly with the SBID Code of Conduct and commitment to excellence within the industry. A well managed forest will plant more trees than it harvests and in North America, parts of Russia and even China this is very much the case. We do not have many of our deciduous forests left now, so oak in the UK is in short supply. We do not purchase or machine any timber from the rain forests, such as Teak etc. All our products are unique to us as they are made to our exacting specification and are British quality controlled. Wooden flooring products are just like us - every tree is individual and unique. The grain and colour variation on any single species of tree will be different, just like every human being is different. The seasons and climate changes will have an impact on trees and can alter their hue, colour, and structure.

SBID provides instant recognition to the B2B community through its globally recognised marque of excellence that endorses an esteemed and qualified professional working to a universal standard of competence. This gives customers the assurance that the SBID member is a trained and skilled professional with relevant knowledge, training, and experience. SBID accreditation is governed by the ECIA Charter of Education and professional Code of Conduct, which sets the requirement for the official recognition of a practicing professional interior designer. SBID-accredited interior designers have demonstrated the European standard required to become an accredited professional while accredited industry partners have demonstrated compliance with the five-point system of the SBID International Code of Conduct. This is the pre-eminent level of design excellence in Europe, delivered in the UK through the Society of British and International Design.

THE DESIGNERS CHOICE

Having worked closely for many years with some of the top interior designers in the industry, we pride ourselves on having the ability to create and manufacture unique engineered wood floors. We can create any colour and any finish that nature allows and with the surface texture that will fit with the scheme. See the section on "Value Engineering" to see how we can help with budget requirements.

There are no bounds limiting the imagination, and our manufacturing facilities allow us to make engineered parquet blocks from 70mm wide x 350mm long to any size required. For example, we made a walnut chevron that was 190mm wide x 892mm long with a 45 degree angle.

We have developed machines that can make a chevron block angle from 30 degrees up to 60 degrees if required. Herringbone parquet blocks are now becoming very popular, and we can hand make parquet panels to any design imaginable.

Creating something unique

Although wood flooring is a natural material and the most sustainable in the construction industry, we are able to use different techniques to create the style of flooring that meets your requirements.

We can work closely with you to create a palette using timber that you would not have thought possible before. If you look at the Timberex coloured oils and finishes section you will see what can be achieved, and with the Aqua Plus finishes you can mix the primary colours to create any colour the universe has to offer.

Some examples of colours we have achieved after working with designers can be seen here, and if you go to the inspiration gallery on the website you can see a lot more. Timberex Coloured Oils also offer an alternative to stains.



Le Bistro Pierre, Torquay. E151 Fumed Oak



E212 Parquet Blocks



E124 Fumed Oak



E730 in a Volvo showroom

THE CONTRACTORS CHOICE

We work closely with a large number of contractors and fit-out companies. We are a manufacturer and as such, only want to supply. However, through our years of experience and technical expertise we prefer to work closely with any fit-out contractor or installer to ensure a trouble-free installation of our flooring. If we are not specified and you have a design and build contract we can offer very competitive alternatives, please call us on **01666 504015** for the best prices.

We are always available to go on site and recommend installation methods and the best materials to use. We can also advise on screeds and our document on Calcium Sulphate based screeds and the inherent problems if certain rules are not followed can help reduce future problems and failures with wood floors.

We manufacture high quality products at very competitive prices as we recognise the need to be realistic in a competitive market and help our contractor clients win tenders.

We hold extensive stock in our South East England warehouse to ensure that large orders can be delivered to site on time. Normally we will hold 20% additional stock over and above the projected requirement to cater for any changes in the programme.

Our production line enables us to produce 100,000m² of high quality flooring per month. Our wooden flooring is specifically designed for the UK market due to our specialist knowledge and experience of working with Architects and Interior Designers.

We offer all our contractors full technical support and can produce full NBS specifications and assistance with screeds and installation methods.

If there are any issues on site we will be there to help you as our loyalty is to our contractors who purchase from us. We worked closely with the contractor when completing the first Bubba Gump Shrimp Restaurant in Europe with one of our unfinished antique floors, and Timberex coloured oils.

We use a third party specialist logistics company who offer an exceptional service and we can secure stock in a bonded situation for large developments if required.

We are the UK distributor for Timberex oils which is the professional choice. The reason for this is the quality and QUICK drying times. Twenty minutes between each coat, dry within 24 hours and water resistant in just four days. See the section on Timberex Oils to see how downtime on site can be reduced by using these high quality natural plant oils.

There are so many issues surrounding health and safety these days that it is crucial all aspects are covered especially when delivering to large busy construction sites.

Our Hauliers have all the necessary transport options available from FORS lorries to small vans for delivery to sites with restricted access.

We offer a timed delivery service as well as having dedicated drivers employed by Brooks Transport.



THE NATURAL CHOICE

When you live with nature, you'll feel the difference. Wood is warm to the touch and will enhance any home, complement any decor or style, and combine classic looks with quality and durability

Install a wooden floor and bring nature into your home. Like you, every tree is individual. It has been exposed to different seasons, climates, and soils, all of which have an impact on the wood altering it's hue and structure. The grain and colour variation on any single species of tree will be different, just like every human being is different.

Nature stores these differences as memories in the texture of the tree, memories that are revealed as the unique grains, knots, colours, and shades, which all contribute to the beauty and individuality of a real wooden floor. When you live with nature, you'll feel the difference. Wood is warm to the touch not cold like stone or plastic and will enhance any home, compliment any decor or style, and combine classic looks, quality and durability.

Choose from a variety of flooring such as traditional oak or the more exotic boards such as maple, bamboo, or walnut, all harvested from sustainable woodlands. With an unparalleled range of colours and finishes, nothing compares to the luxurious ambience and warmth of natural hardwood floors.

Wood flooring offers a cost effective solution and a sound long term investment that can increase the value of your home whilst enriching your living space with natural beauty and an inviting warm ambience.



E303 unfinished oak, details page 48

Why choose wood?

- 1** Wooden flooring adds a natural charm to any room in your home or environments such as clubs, pubs, shops, museums, offices, and commercial premises. There are many possibilities in choosing a design to complement your current decor.
- 2** Wooden flooring is more durable and lasts longer than ever before with the technology of modern protective finishes. Because of its longevity and durability, solid and engineered hardwood flooring offers sustainability and the best value-for-money option compared to other types of flooring.
- 3** Wood is an insulator, helping to keep heat in when it is cold and the house cool when it is hot. Wood is also a fibrous material and it absorbs sound.
- 4** Hardwood flooring will add value to your home, making it a good investment. Installation is quick and easy on any surface if you use professional fitters.
- 5** Regular sweeping or vacuuming and the occasional mop (with the recommended cleaner) is all it takes to maintain any wood floor and its lustre will remain as dirt and dust do not stick to hardwood surfaces. We also supply maintenance kits to keep your floor looking pristine.
- 6** Wood will absorb impact better than other floor types because it's a living, natural product, making it potentially safer for places with children and babies.
- 7** Hardwood flooring is clean, and dust mites or any other allergens do not live on such floors, making it ideal for the modern environment where so much pollution surrounds us. Hardwood flooring is perfect to combat asthma and numerous other allergies.

To find out how a natural wood floor could enhance your surroundings call us on 01666 504015.

THE QUALITY CHOICE

Using modern protective finishes, wooden flooring is more durable and lasts longer than ever before. Compared to other types of flooring, hardwood flooring provides one of the best possible value-for-money options.

Our specialists select the finest trees and carefully inspect all timber before accepting the logs into the manufacturing cycle. In the manufacturing cycle, we maximize the log stability and strictly control the moisture level through our saw mill and kiln drying facility, all our floors are dried to less than 8% moisture content to increase the durability and dimensional stability of all our wooden floors.

Logs are precisely sawn to ensure simple and impeccable installation, maximize output and reduce cost. The planks are manufactured straight, with a constant thickness and width, which saves time and reduces wastage.

All our flooring is hard wearing and can be used in the home and commercially in pubs, clubs, offices, retail outlets and hotels - in fact anywhere where there is a floor! All our engineered boards are suitable for use with underfloor heating (UFH) systems subject to using the correct procedure and products.

Wood flooring is a big investment so always look for something that will last you a lifetime. We place the most emphasis on quality and functionality and with no middlemen so you receive a top quality product at a reasonable price. These competitive prices along with using our recommended experienced teams of wooden flooring fitters can save you hundreds or even thousands of pounds depending on the size of your project.

We are here to help and offer free friendly advice on all aspects of wooden flooring. We offer a survey service and help to enable you to choose the appropriate flooring for your environment.

For additional help just call us or visit

www.thesolidwoodflooringcompany.com

Why use The Solid Wood Flooring Company?

Wooden flooring manufactured to British Standards

Flooring made specifically for the UK market

Extensive wood flooring information and specification

One of the largest ranges of wooden flooring products on the market

All our timber comes from sustainable sources

Environmentally aware and environmentally friendly products and finishes

Large stocks for immediate delivery

Extensive unbiased advice and experience with large and small specialist projects

Finishing on site with Timberex Oils

The ability to manufacture to the client's exact specification if we do not currently stock the product subject to minimum volume requirements

Product and installation guarantees if you use our fitters

On site visits for consultation and helping to define the specification

Knowledge and experience of under floor heating systems and wooden flooring installations

Easy specification of our products

With more than 25 years experience installing wooden floors including Engineered and solid wood so you can have a lifetime of trouble free wooden flooring

We can export anywhere in the world

THE DURABLE CHOICE


We have many ranges of flooring which differentiates the finishes and production line. All the finishes are applied under strict factory and quality control procedures to ensure the hardest wearing surfaces available.

This guide explains our factory prefinished floor finishes and the products we use to ensure a trouble free floor. The final finish will depend on your personal taste but as we use industrial strength lacquers our floors will stand up to most situations. If you want a higher gloss then you can use the Bona Polish Gloss product which you can apply with the Bona Micro Fibre applicator pad found in the Bona maintenance kits. We have three main finishes as follows and all are applied under strict factory and quality control procedures which will ensure a perfect floor.

Bona Industrial Lacquer

One of the hardest finishes available for industrial applications and apply nine coats as follows:


1. One coat of UV Primer. This gives good adhesion and is cured using IR drying lamps
2. Three coats of UV curing light filler giving high abrasion resistance
3. One coat of UV base coat (anti-scratch) cured with a UV lamp
4. One coat of Bona Naturale base coat cured with a UV lamp
5. One coat of UV base coat cured with a UV lamp
6. Two coats of Bona Naturale top coats cured with mercury lamps and this top coat has a high resistance to scratching due to its industrial strength. This finish is harder wearing than Bona Traffic applied on site and will last longer with greater scratch resistance



Treffert Lacquer

One of the toughest finishes our lower range we use Treffert lacquers and apply nine coats. The process is as follows:

1. UV-PU insulation coat
2. UV-sealer sandable for the back board
3. UV-filler transparent pumpable
4. UV-Duro sealer (standard)
5. UV-sealer transparent
6. UV-Duro sealer (standard)
7. UV-Sealers Sandable colourless
8. HPC anti scratch topcoat
9. HPC anti scratch topcoat



Natural Oiled Floors all Ranges

We use the Timberex natural oil products for all our oiled floors and apply two or three coats at the factory. You can then use the maintenance oils to give the floor a deeper finish using a buffing machine and white pad after it has been laid. We supply the Timberex maintenance oil and Bio C for cleaning.

UV Oiled Floors all Ranges

We apply three coats at the factory and cure using infra red heat lamps to ensure a very hard wearing surface that can easily be repaired and maintained. We use the Timberex UV oil and also supply maintenance products.



THE SOLID WOOD FLOORING CHECKLIST FOR THE INSTALLATION OF ENGINEERED WOOD FLOORING

Employ a professional fitter:

Making a wood floor is a job for a professional. To obtain a successful result always employ a professional wood floor fitter, because they have the skills and experience to create a finished floor and they are the ones creating the floor – not the materials suppliers.

Fitting Code of Practice

Always ensure that the floor is fitted to BS8201:2011 which is the “Code of practice for flooring of timber, timber products and wood based panel products”. This document contains all the parameters for successfully making a wood floor.

Joist centres - 350mm (14”) - most modern spacing is 400mm plus depending on the size and thickness of the boards - 400mm is the same as the old 16” centres found in Building regulations - Building regulations give span tables for spacings of 400mm, 450mm, and 600mm. For wider spacings the flooring material will need to be thicker, however.

Get samples of the wood:

Wood is a natural product and any samples provided should be used as A GUIDE ONLY and NOT EVERY BOARD WILL BE EXACTLY THE SAME AS THE SAMPLE

Fitting methods

There is no one fitting method suitable for all projects so by employing a professional fitter you will get the best advice for making your floor. Fitting options are:

- **Fully Bonded:** Adhering the wood boards direct to a substrate.
- **Unbonded:** Laying the boards on a separating layer such as underlay
- **Secret fixed:** Nailing or gluing the boards through the T & G joints
- **Click System:** Profiled boards that click together – a popular D.I.Y. product

Different Substrates

There are a number of substrates that wood can be installed to:

- **Screed:** There are two main types Cement and Sand and Calcium Sulphate:

Cement and Sand – A traditional screed – a maximum of 2% moisture content is required before fitting.

Calcium Sulphate – Pourable screeds - it is critical that the surface is prepared with all laitance removed to achieve a maximum of 0.5% moisture content before fitting.

- **Timber Joists or battens** – Secret nailed or screwed through the T & G joints.



Fitting our overlay parquet blocks

MANUFACTURERS AND SUPPLIERS OF HIGH QUALITY RESPONSIBLY SOURCED ENGINEERED WOOD

The Solid Wood Flooring Company's manufacturing cycle begins with a sustainable managed forest. The life cycle of these forest trees is over 150 years. This has enabled the felling each year of mature trees, leaving younger trees space to grow and at the same time allowing new trees to be planted, in fact more new trees are planted than are harvested.

We have the capacity to produce 100,000 m² of quality engineered wood flooring per month and with our own QC people on site at the production end we can guarantee consistency and keep to the high standards. The images below show the Homag profiling production line which produces high tolerance tongue and grooves.

Finishing Line

You can see our production finishing line below which has nine stations for our nine coats of lacquer. This finishing line is for Industrial Lacquered floors. If we do not have a floor you like, special order boards can be manufactured, subject to quantity.



All our facilities operate a strict responsible purchasing policy. We are FSC® certified and submit to annual external audits to ensure our practices are current and effective. As members of the Timber Trade Federation, we work with them to ensure every product we produce is EUTR compliant and where possible FSC® or PEFC™ certified.

Wooden flooring products are just like us - every tree is individual and unique. The grain and colour variation on any single species of tree will be different. The seasons and climate changes will have an impact on trees and can alter their hue, colour and structure.

Another influence on the colour, grain and texture of the wood will be the area where it grows and the elements in the ground such as iron oxides and other minerals.

Brushing Machine

Below you can see our industrial brushing machine which removes the softer grain and helps harden the surface of the Oak so giving a texture to the surface.

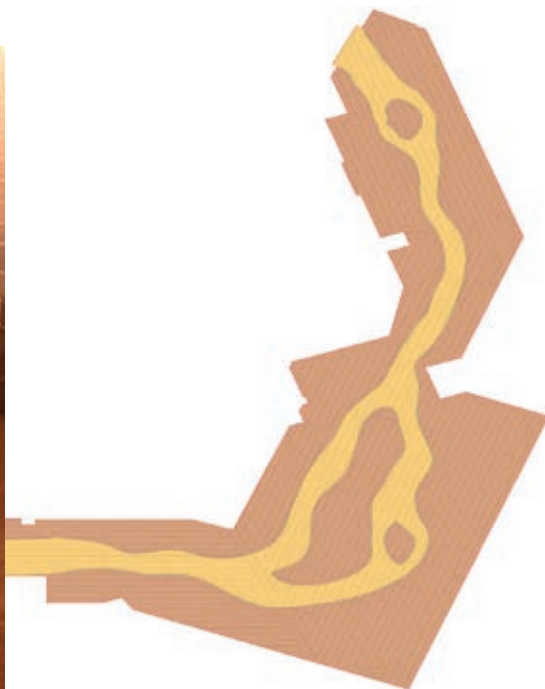


HOW WE WORK CLOSELY WITH DESIGNERS - A CASE STUDY



We worked with RMA themed attractions and used our own recommended fitters to complete the installation.

The product installed was our unfinished E157, which is a wide board. The fitter then created the "River" by routing out the pattern and fitting a stainless steel insert. The floor was finished with different coloured oils to define the river where people will walk around and see the exhibits. We helped design the layout of the boards and recommended oils and finishes.



The drawing above was created by RMA as a layout plan after extensive discussion, and this was then used by the fitters to create a template for the "River". The unfinished boards were square edged and fully bonded to the subfloor using our SW 890 flexible adhesive.

	Screed		Timber					Bitumen	Asphalt	
	Cement & Sand	Calcium Sulphate	Joists	Battens	Existing Boards	Plywood	Chipboard Plain			Chipboard Moisture Resistant
Fully Bonded	✓	✓	X	X	X	✓	X	✓	?	X
Unbonded	✓	✓	X	X	✓	✓	✓	✓	✓	X
Secret Naied	X	X	✓	✓	?	✓	X	✓	X	X
Click System	✓	✓	X	X	✓	✓	✓	✓	✓	X
Prime	✓	?	X	X	X	?	X	?	X	X
D P M	✓	X	?	?	?	?	?	?	?	X

✓	Safe to use this method of instalation
?	Proceid with caution - seek advice
X	Not suitable for installing wood boards

Underfloor Heating (UFH)

Our extensive range of engineered flooring which includes engineered parquet, is suitable for use with UFH. These systems are becoming more popular as they add an extra luxurious ambience to your home or workspace.

Engineered wooden flooring is the best material and choice for UFH as it is natural, warm to the touch (not like stone) and environmentally friendly as it is a renewable source which helps the environment. Engineered wooden floors from the Solid Wood Flooring Company are a perfect match with UFH as they are dried down to at least 8% moisture content. Above this level of moisture some shrinkage may occur. As we have over 50 types of flooring suitable for use with an UFH system, the choice will be purely based on personal taste, budget and what matches your decor.

You should get a certificate from the company that fitted the UFH system to ensure that it is fully operational with controlled temperatures so that the surface temperature does not exceed 27 degrees centigrade. Before the floor is fitted the under floor heating system should be calibrated back to the boiler to ensure the surface temperatures of the sub floor are correct. If there is no certification from the installer it may well invalidate any guarantees that apply to our wooden flooring.

Choice of System

Your choice of a UFH system will depend on your current sub floors, height restrictions, and what you want the system to do for you.

A good source of information can be found at www.uhma.org.uk.

Electric carbon film and mat systems are acceptable for background heat, and many are now getting more effective, but hot water systems are generally more efficient. When you glue a wooden floor directly to the heated screed you get the best floor with the warmest touch. There's been much discussion amongst flooring contractors in recent months about the thorny subject of anhydrite screeds.

Many installations are failing, seemingly because of the highly specific requirements needed to ensure success. We feel that a normal concrete is best for UFH and we always prefer clients to have a concrete screed, which should be kept as thin as possible - say 35mm to 40mm over the top of the pipes. If you have to go to 70mm due to building regulations or site conditions then the drying time will be considerably longer. Generally, cement and anhydrite screeds dry out at the rate of 1mm per day.

If you have a concrete screed you should always seal the surface with one coat of Sika mb primer, which will allow you to glue the floor directly to the screed. You should not put a DPM on an anhydrite screed.

Sub Floors and Joists

All sub floors must be prepared in accordance with normal sub floor preparation procedures and accepted tolerances within the flooring industry. Install one coat of Sika mb primer moisture barrier over the screed to ensure that no problems occur in the future and follow the instructions for application and drying times. Before fitting the wood flooring, particular attention must be paid to ensure that:

- The moisture content of timber floor must not exceed 8%
- The moisture content of the concrete screed must not be higher than 1.8%
- Evenness - maximum tolerance of 3mm per linear metre
- Load capacity - The sub floor has to be a closed and self-supporting surface
- Cleanliness - the sub floor needs to be in a clean and vacuumed condition
- Joists must be in good condition and not more than 350mm centres
- Relative humidity must be less than 75% (ideally 65%)

Installation of UFH

This should be left to qualified installers recommended by the manufacturer of the UFH system, and ideally you should have a thermostat near the surface to ensure that the temperature never exceeds 27 degrees where the wood floor meets the screed or underlay.


There are so many UFH systems on the market today which means we cannot cover all aspects of UFH installation here. There are some relevant links and the main points to watch out for are:

- Hot water pipes must be at least 35mm below the top surface of the screed to ensure you get an even heat distribution and no "hot spots"
- There must be sufficient insulation below the UFH and also a good DPM to prevent heat loss and moisture being drawn up through the screed
- Ensure that you meet all building regulations and terms and conditions of the UFH system manufacturer, do not take short cuts to save money as the longer term costs could be enormous.
- Consideration should be given to incorporating a monitoring device into the wood floor to assist with managing the heat that the wood floor would be subject to (see monitoring devices section).

LIGHT OAK ENGINEERED WOOD FLOORING

This section shows our extensive range of light oak floors made using both White Oak and European Oak. European Oak tends to produce the darker shades with knots whereas the White Oak produces warm white shades and has less knots as it has taken much longer to mature generally being found in areas above Latitude 50 degrees north.

Please take note of the Grading as "Prime Oak" is A grade only which is no more than 5% to 8% of the total raw material from a tree. White Oak AB grade is virtually Prime and ABC grade is very select but will have some knots and colour variation. CDE grades will have knots and more colour variation and if there is E grade in the specification then there are likely to be split ends on the boards.



Product Code: E103
Width: 148mm
Thickness: 15mm
Top Layer: 4mm
Grade: CD
Finish: Oiled



Product Code: E104
Width: 148mm
Thickness: 15mm
Top Layer: 4mm
Grade: CD
Finish: Lacquered



Product Code: E121
Width: 189mm
Thickness: 20mm
Top Layer: 6mm
Grade: CD
Finish: UV Oiled



Product Code: E125
Width: 189mm
Thickness: 20mm
Top Layer: 4mm
Grade: CD
Finish: UV Oiled brushed




E110 finished with Raw Timber




Product Code: E126
Width: 189mm
Thickness: 20mm
Top Layer: 6mm
Grade: ABC
Finish: UV Oiled brushed


E155 White Fire Resistant White Lacquer ABC Select Grade



Product Code: E127
Width: 189mm
Thickness: 20mm
Top Layer: 6mm
Grade: CD
Finish: Lacquered



Product Code: E154
Width: 220mm
Thickness: 20mm
Top Layer: 4mm
Grade: CD
Finish: Oiled



Product Code: E160
Width: 260mm
Thickness: 20mm
Top Layer: 6mm
Grade: D
Finish: Raw Timber or UV Oiled



Product Code: E213UV
Width: 189mm
Thickness: 20mm
Top Layer: 6mm
Grade: CD
Finish: Raw Timber Oil and UV Oil



Product Code: E302
Width: 148mm
Thickness: 20mm
Top Layer: 4mm
Grade: AB PRIME
Finish: Lacquered



Product Code: E306
Width: 189mm
Thickness: 20mm
Top Layer: 6mm
Grade: ABC
Finish: Lacquered



Product Code: E340

Width: 189mm

Thickness: 20mm

Top Layer: 6mm

Grade: CD

Finish: Oiled



Product Code: E351

Width: 220mm

Thickness: 20mm

Top Layer: 4mm

Grade: ABC

Finish: Lacquered



Product Code: E352

Width: 220mm

Thickness: 20mm

Top Layer: 4mm

Grade: ABC

Finish: UV Oiled brushed



Product Code: E360LN LIMED OAK


Width: 189mm

Thickness: 20mm

Top Layer: 6mm

Grade: ABC

Finish: Lacquered brushed



Product Code: TW E390

Width: 120mm/150mm/190mm

Thickness: 15mm

Top Layer: 4mm

Grade: ABCD

Finish: Silver Grey UV Oiled



Product Code: E702


Width: 190mm

Thickness: 19mm

Top Layer: 4mm

Grade: AB

Finish: Oiled Fineline Oak



Product Code: TW-E730


Width: 190mm

Thickness: 15mm

Top Layer: 4mm

Grade: ABCD

Finish: Oiled



Product Code: E215


Width: 190mm

Thickness: 20mm

Top Layer: 4mm

Grade: ABCD

Finish: Raw Timber Oiled



Product Code: TW-E767

Width: 190mm

Thickness: 20mm

Top Layer: 6mm

Grade: ABCD

Finish: Lacquered brushed



Product Code: TW-E768T

Width: 220mm

Thickness: 15mm

Top Layer: 4mm

Grade: ABCD

Finish: Lacquered brushed



Product Code: TW E791


Width: 190mm

Thickness: 15mm

Top Layer: 4mm

Grade: ABCD

Finish: Grey UV Oiled



Product Code: TW E715

Width: 190mm

Thickness: 20mm

Top Layer: 4mm

Grade: AB

Finish: Brushed, Fumed, UV Oiled



Product Code: TW E394


Width: 120mm/150mm/190mm

Thickness: 15mm

Top Layer: 4mm

Grade: ABCD

Finish: Brushed, UV Oiled



Product Code: TW E753

Width: 190mm

Thickness: 15mm

Top layer: 4mm

Grade: AB

Finish: Brushed Grey UV Oiled



Product Code: TW E781


Width: 90mm

Thickness: 15mm

Top layer: 4mm

Grade: ABC

Finish: Band Sawn, Raw Timber Oil + UV Oil



Product Code: TW-E741


Width: 190mm

Thickness: 15mm

Top Layer: 4mm

Grade: ABC

Finish: Brushed UV oiled



Product Code: CH-E780


Width: 220mm

Thickness: 20mm

Top Layer: 4mm

Grade: DEF

Finish: Oiled Cross-sawn



Product Code: TW-E713

Width: 190mm

Thickness: 15mm

Top Layer: 4mm

Grade: ABC Select

Finish: Ice Grey with UV oil

WHITE FINISHED WOOD FLOORING

This section shows our current range of white finished oak floors made using both White Oak and European Oak. European Oak tends to produce the darker shades with knots, whereas the White Oak produces warm white shades.

Please take note of the Grading as "Prime Oak" is A grade only which is no more than 5% to 8% of the total raw material from a tree. White Oak AB grade is virtually Prime and ABC grade is very select but will have some knots and colour variation.

We aim to only produce our white finished boards in AB, ABC, or ABCD grade. The finishes are White Oil, White UV Oil or Bona White Lacquer.




E150 finished with white oil



Product Code: E150 Unfinished
Width: 220mm
Thickness: 20mm
Top Layer: 4mm
Grade: ABC
Finish: White finished on site



Product Code: E155
Width: 220mm
Thickness: 20mm
Top Layer: 4mm
Grade: ABC
Finish: Bona White Industrial Lacquer



Product Code: E160
Width: 260mm
Thickness: 20mm
Top Layer: 6mm
Grade: D
Finish: Raw Timber or UV Oiled



Product Code: E158
Width: 220mm
Thickness: 20mm
Top Layer: 4mm
Grade: ABC
Finish: White Oil brushed




Product Code: TW E722
Width: 190mm
Thickness: 15mm
Top Layer: 4mm
Grade: ABCD
Finish: Pearl White UV Oiled



Product Code: E158UV
Width: 220mm
Thickness: 20mm
Top Layer: 4mm
Grade: AB
Finish: White UV Oiled



Product Code: E222
Width: 190mm
Thickness: 15mm
Top Layer: 4mm
Grade: ABCD
Finish: White Lacquer brushed



Product Code: TW-E108
Width: 148mm
Thickness: 15mm
Top Layer: 4mm
Grade: CD
Finish: UV White Oil brushed



Product Code: TW-E726 UV
Width: 220mm
Thickness: 15mm
Top Layer: 4mm
Grade: CD
Finish: White UV Oil



E158 Brushed and White Oiled ABC Select Grade

DARK ENGINEERED OAK WOOD FLOORS

Engineered dark oak flooring can be created in a variety of ways. The most common is staining which will eventually wear away and you can see old floors where the lacquer has got scratched leaving a light colour underneath. As we use Bona Industrial lacquer to seal and protect these floors our dark Oak flooring is probably the best in the UK. Stained floors will reduce and virtually eliminate colour variation so they are a solution in many locations depending on the client's requirements.

Coloured oils are another solution and some of these finishes can be seen in this section where we use Timberex coloured oil to penetrate the woods cell structure to give a protected finish as well. An example of this is below and can be seen in the Bubba Gump Shrimp Bar, Leicester Square London.

Fuming makes the Oak darker as it has been treated in a chamber and will look similar to old oak beams in horse stables. The fuming colour is all the way through so even scratching or extensive damage will mean the colour will be the same. These boards will have colour variation and some pictures can be seen in the fumed section in this brochure. We are continually developing new products so please go to the website for our latest creations.






Product Code: E138
Width: 190mm
Thickness: 15mm
Top Layer: 4mm
Grade: CDE
Finish: Fumed, Hard Wax Oiled




Product Code: E144
Width: 220mm
Thickness: 20mm
Top Layer: 4mm
Grade: ABC
Finish: Oiled




Product Code: E205
Width: 220mm
Thickness: 20mm
Top Layer: 4mm
Grade: CDE
Finish: Oiled




Product Code: E206
Width: 260mm
Thickness: 20mm
Top Layer: 6mm
Grade: C
Finish: Oiled



Product Code: E207
Width: 220mm
Thickness: 20mm
Top Layer: 4mm
Grade: CDE
Finish: Oiled




Product Code: E312
Width: 189mm
Thickness: 20mm
Top Layer: 4mm
Grade: ABCD
Finish: Lacquered



Product Code: E313
Width: 189mm
Thickness: 20mm
Top Layer: 4mm
Grade: ABCD
Finish: Lacquered




Product Code: E341
Width: 150mm
Thickness: 20mm
Top Layer: 4mm
Grade: ABC
Finish: UV Oiled



Product Code: E344
Width: 189mm
Thickness: 20mm
Top Layer: 4mm
Grade: ABCD
Finish: UV Oiled brushed




Product Code: E354
Width: 220mm
Thickness: 20mm
Top Layer: 4mm
Grade: ABC
Finish: UV Oiled brushed




Product Code: E378
Width: 190mm
Thickness: 20mm
Top Layer: 6mm
Grade: ABCD
Finish: Grey Oiled brushed




Product Code: E379
Width: 190mm
Thickness: 15mm
Top Layer: 4mm
Grade: ABCD
Finish: Grey Lacquered brushed




Product Code: E807
Width: 180mm
Thickness: 20mm
Top Layer: 4mm
Grade: ABC
Finish: Black UV Oil




Product Code: E808
Width: 170mm
Thickness: 20mm
Top Layer: 4mm
Grade: ABC
Finish: Oiled CARBONISED




Product Code: E123
Width: 189mm
Thickness: 20mm
Top Layer: 6mm
Grade: ABCD
Finish: Oiled brushed




Product Code: TW-E600
Width: 90mm
Thickness: 15mm
Top Layer: 4mm
Grade: ABC
Finish: UV Oiled




Product Code: TW-E610
Width: 150mm
Thickness: 20mm
Top Layer: 4mm
Grade: ABC
Finish: UV Oiled



Product Code: TW E652
Width: 190mm
Thickness: 15mm
Top Layer: 4mm
Grade: ABCD
Finish: Brushed, Deep Fumed, Dark Walnut UV Oiled



Product Code: TW E717
Width: 190mm
Thickness: 20mm
Top Layer: 4mm
Grade: AB
Finish: Brushed, Deep Fumed, Dark
 UV Oiled



Product Code: TW E719
Width: 260mm
Thickness: 20mm
Top Layer: 4mm
Grade: AB
Finish: Brushed, Deep Fumed, Dark
 UV Oiled



Product Code: TW E725
Width: 190mm
Thickness: 15mm
Top Layer: 4mm
Grade: EF
Finish: Reclaimed Style Brushed,
 Lacquered





Product Code: TW E735


Width: 220mm

Thickness: 15mm

Top Layer: 4mm

Grade: ABCD

Finish: Oiled brushed



Product Code: TW E739


Width: 190mm

Thickness: 15mm

Top Layer: 4mm

Grade: ABCDE

Finish: Fumed, White washed,
Hard Wax Oiled



Product Code: TW E731

Width: 220mm

Thickness: 15mm

Top layer: 4mm

Grade: ABCD

Finish: Brushed Burnt UV Oil



Product Code: TW-E744


Width: 190mm

Thickness: 15mm

Top Layer: 4mm

Grade: ABCD

Finish: Lacquered brushed



Product Code: TW-E748

Width: 190mm

Thickness: 15mm

Top Layer: 4mm

Grade: ABCD

Finish: Lacquered brushed



Product Code: TW-E714

Width: 190mm

Thickness: 15mm

Top Layer: 4mm

Grade: ABC Select

Finish: Anthracite with UV oil



HARD CANADIAN MAPLE ENGINEERED WOOD FLOORING

Canadian hard maple is a wooden floor that is unique in its hue and grain variation. We select our maple hardwood flooring to ensure that you do not get the black streaks and big knots that are common to most maple floors.

We manufacture two sizes of Maple 127mm wide which is our Prime Maple, and 190mm wide which is a mixed Grade ABC Engineered Maple Floor.

The Prime AB grade Maple is made in random lengths and you can see the quality in the image below where it has been fitted in a Hotel Ballroom. This is made in random lengths as we have to make sure we can select out black streaks and any blemishes that can detract from the floor. The 190mm wide Maple is made in lengths of 1900mm and as it is an ABC grade it has some slight blemishes but this does not detract from the ambience and warm hues that Maple can give you.



Product Code: E816
Width: 127mm Random Lengths
Thickness: 20mm
Top Layer: 4mm
Grade: AB
Finish: Lacquered




Product Code: E817
Width: 190mm x 1900mm long
Thickness: 15mm
Top Layer: 4mm
Grade: AB
Finish: Lacquered

Sprung Floors

We can also supply narrow strips of Maple to order for sprung floors and Sports Halls

We also have a White Oiled Maple Diagrid in the Parquet Section, and can make Maple Herringbone and Chevron if required.

None of our Maple floors will ever have the large horrible black streaks that can be seen in a lot of cheap floors.



ANTIQUÉ AND HERITAGE OAK

These wooden floors have been hand distressed and sometimes brushed as well to create a floor that looks like antique reclaimed oak. This is real wood flooring at its best as our craftsmen and machinists are the best in the flooring industry; get your free sample to see for yourself.

Like elegantly aged antiques, they create old world character giving the appearance of an aged floor that has been walked on for a hundred years.

Our Antique hand scraped oak boards (that look like reclaimed oak floors) are like old world classic floors and are the result of man working with the best of nature to create a unique wooden floor. Our craftsmen remove the softer parts of the grain thereby creating a floor that is harder wearing than normal.




We are proud of the craftsmanship and quality that goes into our antique oak floors which can adapt to a wide range of applications and lifestyles.

Distinctive designs offer unlimited possibilities to help you create your dream room, with unique and beautifully crafted custom wood floors, we do not use machines.

We make our antique oak floors by scraping the entire surface of the flooring creating unique handmade boards. Throughout the scraping process, our skilled craftsmen sculpt along the natural flow of the wood grain and character mark to accentuate the true grace of nature's beauty. True craftsmen can create a reclaimed flooring look complete with wormholes, splits and other naturally occurring character markings. We can offer our antique boards in engineered oak available in shades of natural, smoke Fumed or burnt and widths of 150mm to 260mm and even 340mm wide They are finished with a matt, hard wearing lacquer or oil finish which is easy to clean and maintain.


Alternatively we can supply Unfinished antique engineered flooring to you can create your own unique reclaimed looking floor.




Product Code: E107
Width: 220mm
Thickness: 20mm/15mm
Top Layer: 4mm
Grade: CDE
Finish: Lacquered antiqued



Product Code: E130W
Width: 260mm
Thickness: 20mm
Top Layer: 6mm
Grade: CDE
Finish: Lacquered antiqued




Product Code: E131
Width: 220mm
Thickness: 20mm
Top Layer: 4mm
Grade: CDE
Finish: Lacquered antiqued



Product Code: E307
Width: 189mm
Thickness: 20mm
Top Layer: 6mm
Grade: CDE
Finish: Lacquered antiqued



Product Code: E308
Width: 189mm
Thickness: 20mm
Top Layer: 6mm
Grade: CDE
Finish: Lacquered antiqued



Product Code: E309N4
Width: 189mm
Thickness: 20mm
Top Layer: 4mm
Grade: CDE
Finish: Lacquered antiqued




BAMBOO

Bamboo flooring has the qualities of a natural appearance and soft colour which adds a unique ambience by giving warmth in the winter, coolness in the summer and an elegance which will enhance your home or business.

Believe it or not bamboo is the fastest growing plant on the planet. The maturation period of bamboo is only 3-5 years while hardwood trees take at least 30-70 years to be harvested. With the rising concerns of declining forests all over the world, bamboo is considered the best replacement material for hardwood and it is 3 times harder than Oak.

Bamboo won the name "natural beauty" because of its unique and elegant texture. It has been widely used throughout the ages for ornamental and structural applications due to both its decorative and tensile qualities. Culture inspires bamboo products and in turn, bamboo products become part of the culture in many nations all over the world. Sophisticated to relaxed, bamboo products provide all kinds of styles. Our products, such as our bamboo flooring when placed in your home allows you to enter a faraway world showing a unique sense of Asian culture.



Product Code: B445


Width: 137mm

Thickness: 14mm

Top Layer: N/A

Grade: AB

Finish: Lacquered



Product Code: B470

Width: 130mm

Thickness: 14mm

Top Layer: N/A

Grade: AB

Finish: Hard Wax Oiled



Product Code: B472

Width: 130mm

Thickness: 14mm

Top Layer: N/A

Grade: AB

Finish: Hard Wax Oiled



AMERICAN BLACK WALNUT ENGINEERED WOOD FLOORING

Black American Walnut creates a floor that is full of character and creates a statement in your home that exudes quality.

We manufacture Engineered Walnut Boards to conserve our raw material. Walnut can also be used to make beautiful bespoke parquet panels. Our Black American Walnut was used in the BBC studio for the 2012 Olympics . We offer either oiled or lacquered finishes.

We manufacture unfinished solid walnut stair noses so you can clad stairs in walnut as well as the floor. Our Walnut Flooring is 150mm 190mm and 220mm wide and made in 15mm or 20mm thicknesses. All our Walnut flooring comes in good long lengths to create a feeling of space. The finishes are either Natural Oil and Hard wax oil or Industrial Lacquer. For commercial applications we always recommend natural oiled floors as they are easy to maintain and repair especially in high traffic areas with no sanding required. Make a statement and use our Walnut Flooring with light walls.





Product Code: E501

Width: 190mm

Thickness: 19mm

Top Layer: 4mm

Grade: ABCD

Finish: Lacquered



Product Code: E502


Width: 190mm

Thickness: 21mm

Top Layer: 6mm

Grade: ABCD

Finish: Oiled



Product Code: E505

Width: 220mm

Thickness: 15mm

Top Layer: 4mm

Grade: ABCD

Finish: Lacquered



Product Code: E506


Width: 150mm

Thickness: 15mm

Top Layer: 3mm

Grade: ABCD

Finish: Oiled



Product Code: E507

Width: 220mm

Thickness: 20mm

Top Layer: 4mm

Grade: ABCD

Finish: Lacquered



Product Code: E508


Width: 150mm

Thickness: 15mm

Top Layer: 3mm

Grade: ABCD

Finish: Lacquered



Product Code: E511


Width: 190mm

Thickness: 19mm

Top Layer: 4mm

Grade: ABCD

Finish: Oiled



Product Code: E512


Width: 190mm

Thickness: 21mm

Top Layer: 6mm

Grade: ABCD

Finish: Lacquered



Product Code: E513


Width: 180mm

Thickness: 19mm


Top Layer: 4mm

Grade: ABCD

Finish: Lacquered



Product Code: E515
Width: 220mm
Thickness: 15mm
Top Layer: 4mm
Grade: ABCD
Finish: Satin Hard Wax Oil



Product Code: E517
Width: 220mm
Thickness: 20mm
Top Layer: 4mm
Grade: ABCD
Finish: Satin Hard Wax Oil



Product Code: E704
Width: 190mm
Thickness: 19mm
Top Layer: 4mm
Grade: AB
Finish: Oiled



PREMIUM EUROPEAN OAK FLOORING

Our Premium European Oak Flooring is always made to order with a normal lead time of 4 weeks for standard range products. These are high quality floors with the traditional European Oak look.

Timbers come from central northern Europe and France. These are FSC 100% or PEFC certified depending on the Forest. The grading system is very specific to our Premium Oak, for other products please see the grading specification on our website.



Select Grade



Mixed Grade



Rustic Grade

Premium Multilayer oak products grading specification			
PREMIUM OAK TOP LAYER CHARACTERISTICS			
Features	Grade		
	Select	Mixed	Rustic or Country
Sound sapwood	Not Permitted	Marginally Permitted	Permitted
Sound knots	Permitted: max Dia 10 mm	Permitted: max Dia 40 mm	All features permitted without limit to size or quantity, if they do not impair the strength or the wearing quality of the wood flooring.
Unsound knots	Permitted: max Dia 1 mm	Permitted: max Dia 25 mm	
Open knots	Not Permitted	Permitted: max Dia 20 mm must be filled	
Checks (surface crack)	Not Permitted	Permitted: max 30 mm long	
Bark pockets	Not Permitted	Not Permitted	
Lightning shake	Not Permitted	Not Permitted	
Slop of grain	Permitted with no limitations	Permitted with no limitations	
Color variation	Natural color variations	Permitted	
Medullary ray	Permitted	Permitted	
Biodegradation	Not Permitted	Not Permitted	Not permitted, except for blue stain and black holes


WALL PANELLING

We manufacture engineered wood floors as well as engineered boards that can be used as wall panels. The E200 was heavily brushed to a depth of 2mm to create a rough surface that will reflect light. An example of this is shown below and opposite where a bar area was clad in a restaurant in Altringham with lighting under the bar top to enhance the grain.



Fumed boards are perfect for cladding walls and bar fronts and we have unfinished ones that can be treated with fire resistant finishes.

If you "hang" prefabricated engineered boards like a huge picture you will probably not need a fire resistant finish. In fact, any of our boards can be used to clad bars and walls. Go to any section on our website to see any of our boards and choose your wall cladding. Some of our different boards were used for a Burger King restaurant below.



We have a large selection of unfinished boards, both natural and fumed, that can be used for any purpose - just let your imagination run riot as we are here to help.




End grain wall panelling

FUMED WOOD FLOORING

Fuming is a process that introduces Ammonia into the cell structure of oak and brings the tannins to the surface whilst at the same time changing them and creating wonderful warm colours. Fuming means that the top layer on our engineered boards is the same colour all the way through and removes the “yellow” look of Oak to a warm deep brown. More information on fuming at our manufacturing facilities can be seen on our website in the Technical Section. The products shown here have all been fumed using the same process but will have been conditioned in such a way as to create the different colours and hues associated with our designer boards.

Our Fumed engineered boards are not “stained” and the colour is the same all the way through the top layer. White Oak will create different colours than European Oak which tends to be darker with more colour variation. All fumed Oak will have a lot of colour variation and this must be expected unless excessive selection takes place after fuming.



Product Code: E124

Width: 189mm

Thickness: 20mm

Top Layer: 6mm

Grade: ABC

Finish: UV Oiled brushed



Product Code: TW E715


Width: 190mm

Thickness: 20mm

Top Layer: 4mm

Grade: AB

Finish: Brushed, Fumed, UV Oiled



Product Code: E129


Width: 220mm

Thickness: 20mm

Top Layer: 4mm

Grade: CDE

Finish: Oiled cross sawn



Product Code: E149


Width: 220mm

Thickness: 20mm/15mm

Top Layer: 4mm

Grade: CDE

Finish: Oiled



Product Code: E151UF


Width: 220mm

Thickness: 20mm/15mm

Top Layer: 6mm/4mm

Grade: CD

Finish: Unfinished double brushed



Product Code: E152UF

Width: 220mm

Thickness: 20mm

Top Layer: 4mm


Grade: CD

Finish: Unfinished


The different fuming effects have been perfected by our engineers over the years and the colours will depend on the following:

1. Amount of Ammonia introduced into the sealed chamber
2. The level of heat in the Chamber
3. The time the boards have been left in the Chamber (typically from 4 hours to 7 days)
4. The species of Oak used
5. The space between each top layer of oak
6. The final finish applied

All the products in this section have been fumed using different techniques and timings. You must also look at our Parquet flooring section for more fumed Oak.



E129 Fumed Cross Sawn Oak



Product Code: E153

Width: 189mm

Thickness: 15mm

Top Layer: 4mm

Grade:



Product Code: E156

Width: 220mm

Thickness: 20mm

Top Layer: 4mm

Grade: ABCD

Finish: Brushed, Deep Fumed, Raw Timber & UV Oiled



Product Code: E210T

Width: 190mm

Thickness: 15mm

Top Layer: 6mm

Grade: ABC

Finish: Raw Timber Oiled



Product Code: E212T

Width: 120mm

Thickness: 15mm

Top Layer: 4mm

Grade: ABC

Finish: Raw Timber Oiled



Product Code: E214


Width: 120mm

Thickness: 15mm

Top Layer: 4mm

Grade: ABCD

Finish: Raw Timber Oiled



Product Code: E215

Width: 190mm

Thickness: 20mm

Top Layer: 4mm

Grade: ABCD

Finish: Raw Timber Oiled



Product Code: E219

Width: 220mm

Thickness: 20mm

Top Layer: 4mm

Grade: ABCD

Finish: Raw Timber Oiled cross sawn



Product Code: TW-E601 FUMED


Width: 190mm

Thickness: 15mm

Top Layer: 4mm

Grade: ABCD

Finish: Lacquered brushed



Product Code: TW E758

Width: 190mm

Thickness: 15mm

Top Layer: 4mm

Grade: ABC


Finish: Fumed, Limed Cobble Grey UV Oiled

UNFINISHED ENGINEERED OAK FLOORING


Starting with the blank canvas of our unfinished boards, you can select from an almost limitless range of colours, sheens and finishes to create the perfect ambience for your room. We have both select and rustic grade unfinished boards and normally use Timberex oils to finish.

If you go to the Timberex Oil section on (pages 20, 50 & 51) you can see the range of colours and finishes available. The picture below is one of our unfinished oak boards fitted ready for finishing.


The sizes of our unfinished boards range for 70mm for parquet blocks to 340mm wide for our high quality 20mm thick sandwich Oak boards which we can supply in lengths of 5 metres if required.




Product Code: E108UF
Width: 220mm
Thickness: 20mm
Top Layer: 4mm
Grade: CDE
Finish: Unfinished antiqued




Product Code: E109UF
Width: 260mm
Thickness: 20mm
Top Layer: 6mm
Grade: CDE
Finish: Unfinished antiqued



Product Code: E110UF
Width: 340mm
Thickness: 20mm
Top Layer: 6mm
Grade: ABC
Finish: Unfinished



Product Code: TW-E750
Width: 190mm
Thickness: 15mm
Top Layer: 4mm
Grade: ABC
Finish: Unfinished



Product Code: E111UF
Width: 260mm
Thickness: 20mm
Top Layer: 6mm
Grade: ABC
Finish: Unfinished



Product Code: E119UF
Width: 340mm
Thickness: 20mm
Top Layer: 6mm
Grade: CDE
Finish: Unfinished antiqued



Product Code: E150UF

Width: 220mm

Thickness: 20mm

Top Layer: 4mm

Grade: ABCD

Finish: Unfinished



Product Code: E157UF

Width: 260mm

Thickness: 20mm

Top Layer: 6mm

Grade: ABC

Finish: Unfinished



Product Code: E120UF


Width: 189mm

Thickness: 20mm

Top Layer: 6mm

Grade: ABC

Finish: Unfinished



Product Code: E151UF

Width: 220mm

Thickness: 20mm/15mm

Top Layer: 6mm/4mm

Grade: CD

Finish: Unfinished double brushed



Product Code: E200UF


Width: 190mm

Thickness: 15mm

Top Layer: 4mm

Grade: CDE

Finish: Unfinished



Product Code: TWE751UF


Width: 190mm

Thickness: 15mm

Top Layer: 4mm

Grade: ABCD

Finish: Unfinished FUMED brushed



Science Museum

PARQUET WOOD FLOORING HERRINGBONE & CHEVRON

We manufacture engineered herringbone and chevron flooring. This section shows our latest parquet flooring, but as it is becoming more popular you need to see the website for the latest developments especially for the Hotel Sector.




Sizes: We have machines capable of making the sizes below and any variation you may require.

The smallest size for an engineered parquet block with tongue and groove on all 4 sides left and right handed is 70 x 350 and we can make up to 220mm wide.

Unfinished will be square edged and pre-finished will have a micro bevel.

The traditional length of herringbone and chevron is 5 times the width, but we have made 220mm x 600mm herringbone so anything is possible.



MATCHING FLOORBOARDS

We make single-plank boards that match the chevron or herringbone colour and finish, so that you are able to create a unique floor by having a border or a framework around the parquet blocks.

For example, you could have a chequered layout or brick pattern, using matching planks to define different spaces in a large open plan area.



Strada Restaurant Woburn

The fumed and fired brushed parquet engineered block shown opposite was commissioned by interior designers for a restaurant chain and has become very popular with our commercial clients.


It has a brushed surface finished with hard wax oil for easy maintenance, which makes it a long lasting extremely durable floor.

We have an extensive range of engineered parquet floors 20mm and 15mm thick and can make both Chevron and Herringbone



engineered blocks for quick easy installation. We can manufacture Chevron Parquet with angles from

the normal 45 degrees and beyond to 60 degrees . Give us a brief and design and we will make it for you.



Product Code: E214 Micro Bevel
Width: 120mm x 600mm long
Thickness: 15mm 4mm solid top layer
Construction: Cross Ply Hardwood
Grade: ABC
Finish: Raw Timber Light Fumed



Product Code: E956 Antique Bevel
Width: 90m
Thickness: 20mm x 600mm long 4mm solid top layer
Construction: Cross Ply Hardwood
Grade: CDE
Finish: Brushed Natural Oil



Product Code: E952 Square Edge
Width: 90m
Thickness: 20mm x 600mm long 4mm solid top layer
Construction: Cross Ply Hardwood
Grade: CDE
Finish: Unfinished Quarter Sawn



Product Code: E212 T Square Edge
Width: 120mm x 600mm long
Thickness: 15mm 4mm solid top layer
Construction: Cross Ply Hardwood
Grade: ABC
Finish: Raw Timber Light Fumed

Below you can see some new designer Parquet shapes including acute angle chevrons and others. We have even designed a machine to be able to create unique parquet blocks. Fitting costs on these can be higher than normal due to the smaller sizes of each piece so please take this into consideration when deciding between planks or parquet flooring.



White Oiled 60 degree Chevron Blocks sizes form 120mm x 600mm



White Oiled Maple 37.5 degree DIAGRID parquet pattern with bevels for easier installation



Stairs clad with light fumed boards to match the E212

American Black Walnut Parquet

This can be used for stairs as well if you have a good fitter. There are also Oak fumed parquet blocks and small fully engineered herringbone and chevron blocks in Oak.



Product Code: TW E935 chevron


Size: 90mm x 450mm long

Thickness: 15mm

Top Layer: 4mm

Grade: ABCD

Finish: Hard Wax Oiled



Product Code: TW-E593 BORDER

Width: 90mm x Random Lengths

Thickness: 15mm micro bevel

Top Layer: 4mm solid top layer

Grade: ABCD

Finish: To Match E933 for a border



Product Code: TW-E933 Fawn


Width: 90mm x 350mm long

Thickness: 15mm Chevron 60 degrees

Top Layer: 4mm solid top layer

Grade: ABCD

Finish: Brushed Hard Wax Oil



Product Code: TW-E928


Width: 90mm x 510mm long

Thickness: 15mm Chevron 45 Degree

Top Layer: 4mm solid top layer

Grade: ABCD

Finish: Brushed White Oil



Product Code: TW-E929

Width: 90mm x 510mm long

Thickness: 15mm Chevron 45 Degree

Top Layer: 4mm solid top layer

Grade: ABCD

Finish: Unfinished



Product Code: TW-E930 herringbone

Width: 100mm x 500mm long

Thickness: 15mm square edged

Top Layer: 4mm solid top layer

Grade: ABC

Finish: FUMED Unfinished



Product Code: TW-E948 herringbone


Width: 120mm x 600mm long

Thickness: 20mm

Top Layer: 4mm solid top layer

Grade: CDE

Finish: Double Brushed Fumed Natural Oil



Product Code: TW-E946 herringbone

Width: 90mm x 450mm long

Thickness: 15mm micro bevel

Top Layer: 4mm solid top layer

Grade: AB

Finish: Fumed and Oiled




Product Code: TW-E931 herringbone
Width: 120mm x 600mm long
Thickness: 15mm micro bevel
Top Layer: 4mm solid top layer
Grade: CDE
Finish: DEEP FUMED Natural Oil




Product Code: TW-E953 herringbone
Width: 120mm x 600mm long
Thickness: 15mm micro bevel
Top Layer: 4mm solid top layer
Grade: AB
Finish: Brushed Dove Grey Oil



Product Code: TW-E947 herringbone
Width: 120mm x 600mm long
Thickness: 20mm micro bevel
Top Layer: 4mm solid top layer
Grade: CDE
Finish: Double Brushed Fumed Raw Timber Oiled





Product Code: TW E932 herringbone
Size: 120mm x 600mm long
Thickness: 15mm
Top Layer: 4mm
Grade: CD
Finish: Brushed, Oiled




Product Code: TW E924 herringbone
Size: 120mm x 600mm long
Thickness: 15mm
Top Layer: 4mm
Grade: AB
Finish: Fumed , Brushed UV Oiled



Product Code: TW E958 herringbone
Size: 100mm x 500mm long
Thickness: 15mm
Top Layer: 4mm
Grade: ABC
Finish: Fumed, Limed Cobble Grey
 UV Oil




Product Code: TW E941 chevron
Size: 148mm x 615mm long
Thickness: 15mm
Top Layer: 4mm
Grade: ABC
Finish: Pearl White UV Oiled




Product Code: TW E922 chevron
Size: 120mm x 465mm long
Thickness: 15mm
Top Layer: 4mm
Grade: AB
Finish: Pearl White UV Oiled




Product Code: TW E950 chevron
Size: 120mm x 742mm long
Thickness: 15mm
Top Layer: 4mm
Grade: AB
Finish: Fumed Dark Matt Lacquered



Product Code: TW E938 chevron
Size: 120mm x 465mm long
Thickness: 15mm
Top Layer: 4mm
Grade: AB
Finish: Dark Earth, UV Oiled



Product Code: TW E939 chevron
Size: 120mm x 465mm long
Thickness: 15mm
Top Layer: 4mm
Grade: AB
Finish: Pearl White UV Oiled



Product Code: TW E962 chevron
Size: 90mm x 600mm long
Thickness: 15mm
Top Layer: 4mm
Grade: ABCD
Finish: Antique, Fumed, Band Sawn,
 UV Oiled



Product Code: TW E936
60 degree chevron
Size: 120mm x 600mm long
Thickness: 15mm
Top Layer: 4mm
Grade: AB
Finish: Fumed, Brushed, UV Oiled



Product Code: TW E955 herringbone
Width: 70mm x 350mm
Thickness: 15mm
Top Layer: 4mm
Grade: Mixed
Finish: Natural Oiled



Product Code: TW E940
60 degree chevron
Size: 90mm x 450mm long
Thickness: 15mm
Top Layer: 4mm
Grade: ABC
Finish: Fumed, Limed Cobble Grey
UV Oil



ENGINEERED PARQUET PANELS

We hand make all our parquet panels to order. We always recommend using a border as walls are never square even in new builds and with a border you can allow for such deviations; this also means you don't have to cut the panels as that would spoil the effect

We require drawings of the area and the panel design so we can advise on the best size of panel. Versailles panels are normally made 800mm square or 1000mm square however we can make any size required from 450mm square up to 1000mm square and between 15mm to 20mm thick.

The panels shown below are our normal designs but if you send us a detailed drawing we can make what you want. Normally the top layer will be 4mm solid oak, walnut or maple or a mixture of them all. We prefer to make our panels unfinished as panels would be square edged and would need a light stand on site. However we can make bevelled edges and prefinished panels if needed. Just let us know your requirements in terms of size and finish. Due to setting out and processing our minimum requirement are orders over 50 m².



Example of our designer range



Classic French Panel



Classic Star Parquet 4 panels together



Dark Oiled Versailles Panel



Diamond Star Panel



Four Manhattan Parquet 4 Panels Together



French Heritage Panel



Heritage Cross Panel



Heritage Smoked Panel



Kaleidoscope Panel



Kaleidoscope 4 panels together




Manhattan Panel



Mansion House Panel



Versailles Parquet Panel



Basket Weave Parquet Panel



CARING FOR YOUR OILED WOOD FLOOR WITH BLANCHON



As manufacturers we only use the best materials in our wood flooring. We recommend using Blanchon's natural-based products to care for your oiled wood floor.

Regular Cleaning

Natural Soap is a gentle cleaning agent that is suitable for all oiled wood floors.

This natural oil-enriched cleaner can be used in varying strengths to provide light regular cleaning to deep cleaning solutions.

Quick drying with a light, fresh fragrance.

Periodic Maintenance

Maintenance Oil is designed to offer long lasting protection and revitalise oiled flooring.

Quick drying and with a pleasant subtle fragrance, it can be polished to achieve a gentle sheen or worked in to give a matt look.



For more information ask to see our oiled floor care leaflet

CARING FOR YOUR LACQUERED WOOD FLOOR WITH BONA



The All-In-One Tool

Caring for lacquered floors is extremely easy, when using the correct products your floor can last a lifetime. Start with the Bona Spray Mop, this lightweight, easy to use, trigger-activated spray mop allows quick cleaning of your floor and the microfiber pad is machine washable.

Regular Cleaning

Bona Cleaner is a powerful, PH Neutral, low foaming cleaning agent for lacquered floors. It is available in 4 litre ready-mixed refill tubs that can be decanted into the hopper on the Bona Spray Mop. This is all you need for the regular maintenance of your lacquered wood floor.

Periodic Maintenance

Over time your lacquered floor may need refreshing. All you need to do is apply Bona 'Freshen Up' directly to your floor and work it in using the Applicator Pad accessory which can be attached to the Bona Spray Mop. Leave to dry, and that's it!



CREATING BESPOKE FINISHES



Blanchon Solid'Oil is a one-coat high solid hard wax oil for staining & finishing wood flooring.


You can apply any of these colours to our unfinished wood flooring. These oils can even be mixed together to create beautiful bespoke finishes.

- Impregnates & stains in a single coat
- High resistance to wear
- Suitable for all types of wood
- Long term protection against dust
- Quick drying
- Quick & easy maintenance using Blanchon care products

For heavy use areas, apply two coats and/or a hardener to increase durability and reduce curing time.




Anthracite



Antic



Black




Metallic Grey



Old Castle



Natural




White Grey




Vieux Chene



Snow



Pearl



END GRAIN OAK FLOORING

There are several end grain systems including individual blocks. The problems are always with installation and also expansion and contraction. **You must always use a specialist wood floor installation company and not general contractors to minimise potential issues in the future.** For further information on end grain and wood fibres please visit the technical library on the website.

We are now producing our Mosaic End Grain Oak Flooring system, which is easy to fit and more stable than most end grain floors.

The problem with end grain floors is that the ends of fibres of the tree that feed it during its growth are open unlike conventional floorboards. This means that it will absorb more moisture and conversely dry out quicker than conventional floor boards.


We always recommend oiling these boards with a viscous natural oil to start and then a top grade hard wax oil to finally seal the surface and edges.

We also manufacture the traditional end grain blocks that are 47mm square and 20mm thick, but these are normally made as square edged panels or as stair treads. Both these products can be seen below. Please call 01666 504015 for more details.

Mosaic End Grain Oak Flooring - These end grain blocks are not square but come as a block 13mm thick x 423mm wide and 423mm long, held together and assembled with a thermoplastic mesh. The raw material can be seen below:


The image on the left is the top surface of our Mosaic End Grain Oak Flooring showing the thermoplastic mesh that holds it all together.

The image on the right is the bottom surface of the mosaic end grain block showing cut grooves for the adhesive to penetrate up into each block locking them together. The adhesive should be applied generously in both directions so that it covers the whole surface and fills in the cut grooves for maximum adhesion.



After gluing to a plywood subfloor the mesh is removed before sanding, which will only need between 0.01mm to 0.02mm taken off to create the perfect surface, depending on how good the fitters are. You should always use a high grade marine tongue and groove plywood subfloor to glue these blocks, using an MS Polymer such as our SW 890 adhesive.

Once the blocks have been sanded they are then finished with a natural or colour oil and a final top coat of Timberex hard wax oil. The image on the left is unfinished and the one on the right has the Timberex heavy duty plus which penetrates into the fibres and then the hard wax oil seals the top.



INDIVIDUAL END GRAIN BLOCKS

We can also supply individual blocks and prefer to keep them to a size around 47mm x 47mm x 20mm thick. You can see these below both as blocks and also as a panel which we can make for ease of installation. These blocks are generally more expensive than the Mosaic ones above.



The blocks on the left which are 47mm square x 20mm thick have been glued on all 5 sides to a plywood base (see below) in small units for ease of handling. These are then installed on a subfloor where they are glued down directly including the edges. This panel can be seen below.



About this Reference Book and Wood Floor Guide



By the time this was printed it was already out of date due to our continual product development. You need to visit our website and look in the “**New Products**” section to see the latest designer floors.

The images to the left and below show how steps or stairs can be clad with our engineered floors to create the perfect designer look for bars and restaurants.



A large proportion of our wood floors have been designed and manufactured to exacting specifications created by architects and interior designers. We only use the latest state-of-the-art machines, adhesives, and finishes and are always striving to continually develop our products and increase the range of wood flooring options. Being proactive with sustainability ensures that more trees are planted than harvested for our timber products. We have earned a three tree rating with the WWF, which is the highest that can be given for our environmental and sustainability statements and procedures.

We never cease production of any of our engineered wood floors:

This means you can always be sure to get a match, subject to batch colour variations, whenever you build extensions even after ten or twenty years or more. A lot of our clients have done this recently and were really pleased to find that their original choice of floor was still available.



The devil is in the detail as can be seen here. Always use specialist fitters, especially for parquet floors.



Premium European Oak

We can manufacture anything you need for your residential development or commercial projects. Our Polish partners' manufacturing facility cuts its own veneers giving us the option of creating bespoke engineered floors for specific requirements.

We use German-made birch plywood and can manufacture thicknesses from 14mm up to 21mm or even thicker if required.

Above can be seen the natural drying area for all our oiled floors from our Polish partners. All products for the UK market are made to our specification with the quality you expect from a modern European facility.

Polish Oak from the northern regions of Poland is lighter and cleaner than Oaks grown in places such as Bulgaria or the Ukraine. Also French Oak is darker and will have more knots than Polish Oak.

Being a family owned business with historic ties to the UK, we find our Polish partners understand our requirements for quality and consistent grading as can be seen on page 47. Packing can be produced to your requirements and we make sure everything is shrink wrapped for full protection on the road trip to the UK. We can deliver full loads direct to save costs or ship into our warehouse for smaller deliveries to site.



Our partnered Polish factory is both FSC® and PEFC™ certified. This combined with our own Premium European Oak grading system means you know exactly what you'll get.



SHOWROOMS

London:

Telephone: 01666 504015

Address: The Building Centre, Store Street, London, WC1E 7BT

Gloucestershire:

Telephone: 01666 504015

Address: Unit 1 Helena Court, Tetbury, Gloucestershire, GL8 8JN

South Coast

Salisbury Hardwood Flooring

Telephone: 01722 238057

Address: Unit 7 Centurion Centre, Castlegate Business Park, Old Sarum, Salisbury SP4 6QX

Viewing by appointment only



The mark of
responsible forestry
FSC® C007915



The Solid Wood Flooring Company

Unit 1 Helena Court, Tetbury, GL8 8JN

Telephone: 01666 504015

Web: www.thesolidwoodflooringcompany.com

Email: info@thesolidwoodflooringcompany.com